



CE RoHS

### Description

SL15-Max Solar Fin is a full range integrated solar street light, four sizes covering 30W, 40W, 50W, 60W, 80W, 100W, will satisfy different applications. The cutting edge structure design and flexible mounting angle contribute to an easy installation. The built-in PIR sensor supports intelligent dimming control and offer longer discharge time. SL15-Max, the easy, clean and long working period street light.

### Key Features

- Full wattages, 30W, 40W, 50W, 60W, 80W, 100W.
- High system efficiency up to 200lm/w, lumen package from 6000lm to 20000lm
- Smart control with built-in PIR sensor and timer dimming.
- Higher conversion Mono-crystalline photovoltaic solar panel.
- Easy maintenance with removable battery.
- $\pm 80^\circ$  adjustable mounting angle

### Applications

- Village streets
- Urban road
- Parking lot
- Walk path
- Park

### Electrical Information

Model No.	SL15-30	SL15-40	SL15-50	SL15-60	SL15-80	SL15-100
Power Consumption ( $\pm 5\%$ )	30W	40W	50W	60W	80W	100W
Battery	LiFePO4 battery					
Battery Capacity	230.4WH	307.2WH	384WH	460.8WH	614.4WH	768WH
Solar Panels	Mono-crystalline solar panel					
Solar Panel Wattage	45W	63W		80W		90W
Charging Time	>9 hours					
Operating Time	Normal mode with 100% brightness>8hours, Intelligent mode 3-4 days					
Solar Charge Controller	MPPT					
Working Mode	Refer Intelligent control					
Control	Timer dimming/PIR sensor					

### Optic Information

LED Type	LED 2835					
Lumious Flux ( $\pm 10\%$ )	6000lm	8000lm	10000lm	12000lm	16000lm	20000lm
Efficacy (4000K Ra70)	200lm/W					
Correlated Color Temperature	4000K (3000K, 5000K optional)					
Color Rendering Index	Ra70 (Ra80 optional)					
Beam Angle	R10801, R10803, R10805					
UGR Level	NA					

### Dimensions and Mount

Product Dimension	796x422x342mm	1100x422x342mm		1282x422x342mm		1532x422x342mm
Luminaire Net Weight (±0.3kg)	13.5	16.5	17.0	20.0	21.5	24.0
Export Carton Size	910x530x255mm	1225x530x255mm		1405x530x255mm		1655x530x255mm
Gross Weight (±0.3kg)	15.8	19.5	20.1	23.1	24.7	27.6
Mounting Option	Post top mounting					
Material	Aluminum alloy					
	Polycarbonate optical lens					
	LiFePO4 battery					
	Mono-Crystalline solar panel					
Finish	Powder coating					
Fixture Color	Silver					
EPA	0.403m²(4.34ft²)	0.557m² (6ft²)		0.649m²(6.99ft²)		0.776m²(8.35ft²)
IP Rating	IP65					
Category of corrosion	C3					

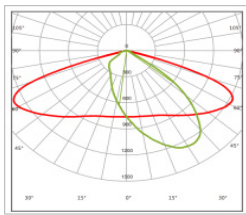
### Lifespan and Warranty

Operating Temperature	0°C to + 50°C					
Life Time of LED @Ta=25°C	31000hrs-L90					
	64000hrs-L80					
	101000hrs-L70					
Warranty	Battery	3 Years				
	Other accessories	5 Years				

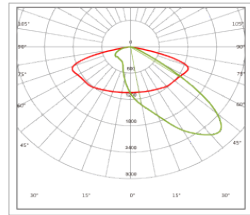
### New Features

\* Please consult us for details.

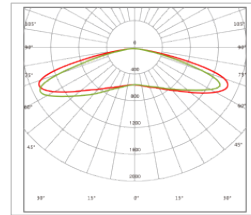
### Photometry



R10801



R10803



R10805

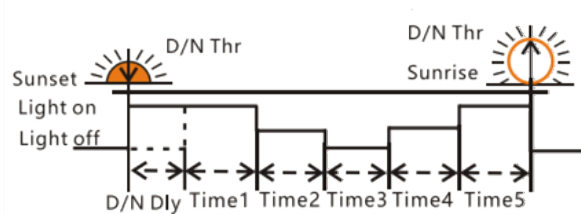
### Mounting Options



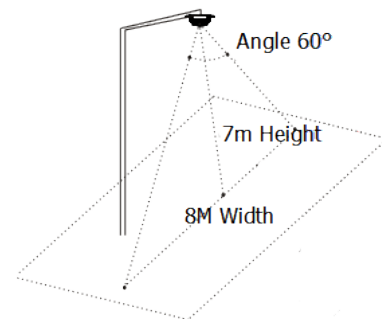
Post Top Mount

### Intelligent Control Mode

#### 5 Stage Night Mode



\* Please note the sensor function is available from time 1 to time 4.  
\*You can set the fixtures with 4 stages timer dimming yourself by the remote control.



PIR Sensor Detect Areas


#### Factory Default setting




With sufficient natural light, the light keeps charging.




The light keeps 100% brightness for 0.5 hour.




The light keeps 50% brightness when presence is detected in the 1st 4 hours.




The light keeps 10% brightness when no presence is detected after 30S hold time in the 1st 4 hours.



The light keeps 20% brightness when presence is detected in the 2nd 4 hours.



The light keeps 10% brightness when no presence is detected after 30S hold time in the 2nd 4 hours.

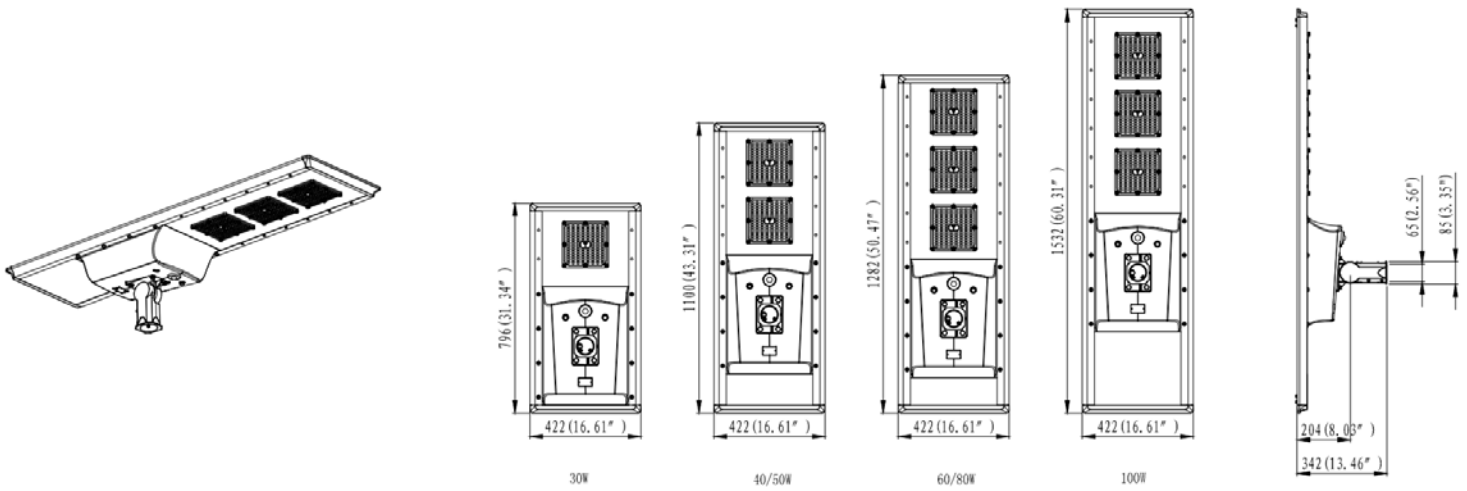


The light keeps 10% brightness for 3 hours until sunrise.

The Controller recognizes day and night based on the Solar Array Open Circuit Voltage, this day/night threshold can be modified according to local light conditions and the Solar Array Used, setting range 3.0 ~8.0V

### Dimensions

Unit: mm



### Accessories



#### Remote control

Remote Controller for Solar Street light.

Code: S-Unit (SU05)